



# German participation in *Erasmus+* KA 229





# Erasmus+ project Website

For pictures and videos of the Erasmus+ project visit the project website:

<https://fakenewsamongteenagers.splet.arnes.si/>





# Logo competition 2019 and official display of the Erasmus+ project at Mathilde-Planck-Schule 06.06.2019





# Swedish Mobility C1 (10.11.-15.11.19)

## Joint staff training event: Key aspects of media literacy

Fake news among teenagers – towards a more responsible media literacy



Erasmus+



# Swedish mobility 10.11.19 - 15.11.19

- Presentation of the students' logos and choosing one
- Organizational things, setting up the project, discussing open questions
- Introduction to the topic media literacy, focusing on key aspects
- Exposition on fake news
- Lecture by a Swedish journalist on fake news
- Find a video of the Swedish mobility by Julia Beyrle on <https://fakenewsamongteenagers.splet.arnes.si/>





# Escape Room "Hacker Attack" 20.01.2020

Students from Mathilde-Planck-School Ludwigsburg participated in an escape game together with students from the neighbouring school at Oscar-Walcker-Schule Ludwigsburg

<https://stadthelden.de/escape-game/>





# Round Table: Presentation on media competence with 2 journalists – 30.01.2020

- Eva Laun, managing editor from a local TV and radio station (SWR Aktuell Online) and
- Ulrike Trampus, chief editor from the local German newspaper of Ludwigsburg (LKZ)

were invited by Julia Beyrle to Mathilde-Planck-School in Ludwigsburg, where they presented rules that media have to follow, and which points to look out for when making news and how to detect fake news.

Around 200 students watched the presentation and were able to ask questions.






# French Mobility C5 (01.02.-04.02.2020)

## Student exchange: Fake News Case Studies & Geneva

Fake news among teenagers – towards a more responsible media literacy



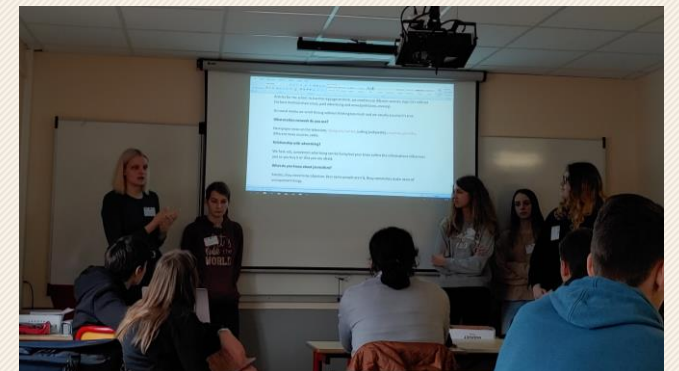
Erasmus+





# French mobility 01.02.-04.02.2020

- Presentation of home town/country/school.
- Student Presentation of examples of fake news from each country
- Group work: Historic examples of fake news
- Lecture on fake news and filter bubbles by Marko
- Cultural Trip to Geneva with quiz
- Visiting regular classes at the school (twice) -> Getting to know local students and possibility for international students to interact with many students from the French school





# Austrian Mobility C3 (22.10.-23.10.20 + 4.12.20)

**Joint staff training event (digital meeting):  
Internet safety**



Fake news among teenagers – towards a more responsible media literacy



**Erasmus+**



# Austrian mobility 22.10. - 23.10.20 + 4.12.20

## Topic:

- Workshop on internet safety
- Lecture on filter bubbles and algorithms of social networks

## Speakers on 22.10-23.10.22:

- Pawel Ngei, a Polish computer scientist, hacker and Internet theorist with experience from Silicon Valley
- Michael Roither, lecturer in digital media and communication at the University of Applied Sciences Burgenland, Austria

## Speakers on 04.12.22:

- Sofija Baškarad (SI): introduced Hanna Arendt's concept of truth
- Slav Antov (BG): how to defend oneself from hacking
- Tilen Dominko (SI): internet safety, young people's use of social networks and its risks



# Slovenian Mobility C4 (10.5.-12.5.21)

## Student exchange (digital meeting): Teaching Democracy

Fake news among teenagers – towards a more responsible media literacy



Erasmus+



# Slovenian mobility 10.05.-12.05.21

- Workshop on populism
- Workshop on fakenews
- Lecture on hate speech
- Cultural activity: Digital visit of the straw hat museum in Domžale <https://museu.ms/museum/details/18273/straw-hat-museum>





# German Mobility C5 (01.02.-04.02.2022)

## Student exchange: Students make media: Making Videos to detect Fake News



Fake news among teenagers – towards a more responsible media literacy



Erasmus+



# C5 – German mobility: material online

Find materials of the German mobility online:

<https://fakenewsamongteenagers.splet.arnes.si/>



- Photos
- A video of the project
- Students' fake news warning videos
- An Online journal
- A flyer
- Teaching material

**PROJECT'S NEWS GERMANY MOBILITY**  
VOL 1 | FEBRUARY 2022 | ISSUE 4  
Written by Vanessa Benitz & Sonja Stöner

**BE VIGILANT, QUESTION CRITICALLY, EDUCATE.**  
In order to recognize and classify disinformation on the internet, pupils of the Mathilde-Planck-Schule Ludwigsburg are making educational and warning videos for young people as part of the Erasmus+ project with teams from Bulgaria, Slovenia, France and Austria. The aim of the campaign is to support young people in developing skills to move safely and responsibly in the new media world.

**STUDENTS MAKE MEDIA: STUDENT TEAMS SHOOT EDUCATIONAL AND WARNING VIDEOS AT THE MATHILDE-PLANCK-SCHULE, LUDWIGSBURG**  
22 students from five different countries met digitally and analogue to shoot educational and warning videos for young people on the topic of fake news under the title "Students make Media". After getting to know each other (find someone who...) and team-building measures (2 truths, 1 lie), the students first dealt with their own experiences and previous knowledge on the topic of fake news in inter-European small groups. It quickly became clear that many commonalities can be observed in this phenomenon. Dealing with the consequences and dangers as well as recognizing and analyzing fake news formed the basis for the individual film projects, which the students realized in small groups. After extensive research, the students received an introduction to the various presentation formats: from vlogs, dissemination and explainer to TV talk shows. Afterwards, they had to design their own storyboard that would serve as a template for the filming and editing work.

**ACADEMIC INPUT**  
In addition to their own experiences and research, which the students incorporated into their videos, they received a lecture from Prof. Dr. Michael Butler, an expert on conspiracy theories of the University of Tübingen.

**PROGRAMME OVERVIEW**

<b>01</b> How to detect Fake News	<b>02</b> Academic lecture on Conspiracy Theories
<b>03</b> Different video formats	<b>04</b> Planning, filming and cutting of videos on fake news awareness

**VOL 1 | FEBRUARY 2022 | ISSUE 4**  
At the end of the week, the presentation of the creative, profound and also entertaining videos that had been produced within this week took place. Tired from the long shouting but also beautiful week, the students reported on their learning experiences not only on the topic of Fake News but also on practical life skills such as time management, didactics or intercultural competence.

The exchange was clearly overshadowed by the Corona pandemic due to masks and rapid tests, but with a final excursion to the baroque Residenzschloss Ludwigsburg, a cultural excursion could still take place under applicable hygiene measures before they said goodbye in anticipation of the next and last mobility in Bulgaria (June 2022).

The series "Fake News among Teenagers - Towards a more responsible media literacy" will conclude in Bulgaria in June 2022. The wish of all participants is that all participants can be present - including the guests from Austria and France. They were digitally connected at the meeting at the Mathilde-Planck-Schule due to travel restrictions.

**COMING UP**  
**C6** Student mobility: How to deliver a TED Talk  
**C7** Teachers mobility: reflection of project  
**BULGARIA**  
Both mobilities will take place in May/June 2022 in Raslog, Bulgaria to conclude the project. See you soon!  
**FOR MORE VISIT:** <https://fakenewsamongteenagers.splet.arnes.si/>

**STUDENTS CREATED WARNING-VIDEOS ABOUT FAKE NEWS IN INTERNATIONAL TEAMS**

**ERASMUS+ PROJECT AT MATHILDE-PLANCK-SCHOOL IN LUDWIGSBURG, GERMANY**

**STUDENTS MAKE MEDIA**  
Fake news among teenagers - towards a more responsible media literacy  
01.02.2022 - 04.02.2022

**WITH STUDENTS FROM:**  
→ GERMANY  
→ BULGARIA  
→ SLOVENIA  
→ FRANCE (DIGITALLY)  
→ AUSTRIA (DIGITALLY)

**STUDENTS LEARNED ABOUT DIFFERENT FILM FORMATS, THEN CHOSE THEIR PREFERRED FILM FORMAT**

**STUDENTS LEARNED ABOUT FAKE NEWS, THEIR INFLUENCE AND HOW TO DETECT THEM**

**It was great to get to know students from other countries and to become more aware about fake news.**  
- Tr. Gröter -

**FIND VIDEOS AND TEACHING MATERIALS FROM THE PROJECT ONLINE!**  
<https://fakenewsamongteenagers.splet.arnes.si/>



# C5 - Tuesday, 1 February

10:30-12:00 Getting to know each other (+Zoom)

- Presentations of home town/country/school

<http://mps-lb.de/index.php?r=cfiles%2Fbrowse%2Findex&fid=22554&cguid=90e1-952dbe0e72f8>



- Getting to know each other:

- Find someone who 2 Truths, 1 lie
- Things in common



Getting to know each other			
Find someone who...			
...is from Germany	...speaks more than 3 languages	...is afraid of spiders	...cannot imagine living without a smartphone
...loves to ski	...has a celebrity crush	...likes the Internet	...is a vegetarian/vegan
...likes eating potatoes	...is from Bavaria	...likes to travel	...likes to read
...likes to sing	...likes to dance	...likes to play sports	...likes to play video games



<http://mps-lb.de/index.php?r=cfiles%2Fbrowse%2Findex&fid=22551&cguid=2c1e2113-e22f-42d8-90e1-952dbe0e72f8>

- 13:00-13:30 Welcome by headmaster (+Zoom)

**Group task:**

Discuss these questions with your group members:

- Do you follow the news? If so, what news based on the coronavirus? Which TV news, what news on the Internet or the radio?
- Which news source do you think is the most reliable?
- How do you know what is reliable or not? What are the signs that you can trust the news for you? Why?
- How do you know what is reliable or not? What are the signs that you can trust the news for you? Why?
- How do you know what is reliable or not? What are the signs that you can trust the news for you? Why?
- How do you know what is reliable or not? What are the signs that you can trust the news for you? Why?






# C5 - Tuesday, 1 February

14:00-16:00 Digital Lecture by Prof. Dr. Michael Butter (University of Tübingen) about conspiracy theories and fake news (+Zoom)

- warm-up: students say what they know about the topic and if they know examples <http://mps-lb.de/index.php?r=cfiles%2Fbrowse%2Findex&fid=22555&cguid=2c1e2113-e22f-42d8-90e1-952dbe0e72f8>
- Warm-up (14:00-14:30)
- Talk by Prof. Butter (14:30-15:00) + 15 mins for questions
- Quiz (15:15-16:00):
  - Students create quiz about conspiracy theories and fake news based on the knowledge they gained during the talk
  - conduction of quiz
- Teacher's Reflexion of the day





# C5 - Wednesday, 2 February

9:00 rapid antigen-test

9:15-11:15 introduction workshop to fake news (offline)

What are fake news (recap), what are their dangers/consequences, how can they be detected and unmasked?

- Students work on different texts <http://mps-lb.de/index.php?r=cfiles%2Fbrowse%2Findex&fid=22558&cguid=2c1e2113-e22f-42d8-90e1-952dbe0e72f8>
- Task: Summarise the text in your own words. Compare and discuss with your group members and agree on the most important pieces of information





# C5 - Wednesday, 2 February


11:30-12:30 Introduction to video project (+ Zoom)

= Presentation by Sven Vosseler

- 4 Types of Videos

<http://mps-lb.de/index.php?r=cfiles%2Fbrowse%2Findex&fid=22552&cguid=2c1e2113-e22f-42d8-90e1-952dbe0e72f8>

Students form groups and are assigned to video projects.





# C5 - Wednesday, 2 February

13:30-16:00 Working on the project (offline)

Students work on pre-production and create storyboards

- <http://mps-lb.de/index.php?r=cfiles%2Fbrowse%2Findex&fid=22552&cguid=2c1e2113-e22f-42d8-90e1-952dbe0e72f8>

16:00-17:00 Teachers only Reflexion of the day (+Zoom)

**Film project: explainer\***

To successfully conduct your project, please work on the following tasks and questions in chronological order.

Wednesday	Thursday	Friday
Research - on basis of given material	Writing - of story board	Editing - of story board
Storyboarding - individual shooting	Editing - post-production	Editing - post-production
Production - production of your video	Editing - putting together different shots	Editing - putting together different shots

3. Please assign the following roles first. You will need fixed roles for pre-production, production and post-production. However, you can change them between the different production phases.

Production phase	Description	Functions/positions
Pre-production	will be responsible for the script	script writer
Production	will put things behind the camera	director & props master
Post-production	will edit the video	editor
Production & Post-production	will manage the lighting	light director

**Film project: stop-motion**

To successfully conduct your project, please work on the following tasks and questions in chronological order.

Wednesday	Thursday	Friday
Research - on basis of given material	Writing - of story board	Editing - of story board
Storyboarding - individual shooting	Editing - post-production	Editing - post-production
Production - production of your video	Editing - putting together different shots	Editing - putting together different shots

3. Please assign the following roles first. You will need fixed roles for pre-production, production and post-production. However, you can change them between the different production phases.

Production phase	Description	Functions/positions
Pre-production	will be responsible for the script	script writer
Production	will put things behind the camera	director & props master
Post-production	will edit the video	editor
Production & Post-production	will manage the lighting	light director

**Film project: TV Interview**

To successfully conduct your project, please work on the following tasks and questions in chronological order.

Wednesday	Thursday	Friday
Research - on basis of given material	Writing - of story board	Editing - of story board
Storyboarding - individual shooting	Editing - post-production	Editing - post-production
Production - production of your video	Editing - putting together different shots	Editing - putting together different shots

3. Please assign the following roles first. You will need fixed roles for pre-production, production and post-production. However, you can change them between the different production phases.

Production phase	Description	Functions/positions
Pre-production	will be responsible for the script	script writer
Production	will put things behind the camera	director & props master
Post-production	will edit the video	editor
Production & Post-production	will manage the lighting	light director

**Film project: Vlog**

To successfully conduct your project, please work on the following tasks and questions in chronological order.

Wednesday	Thursday	Friday
Research - on basis of given material	Writing - of story board	Editing - of story board
Storyboarding - individual shooting	Editing - post-production	Editing - post-production
Production - production of your video	Editing - putting together different shots	Editing - putting together different shots

3. Please assign the following roles first. You will need fixed roles for pre-production, production and post-production. However, you can change them between the different production phases.

Production phase	Description	Functions/positions
Pre-production	will be responsible for the script	script writer
Production	will put things behind the camera	director & props master
Post-production	will edit the video	editor
Production & Post-production	will manage the lighting	light director

Storyboard: TV interview

shot no. \_\_\_\_\_

visual draft of shot	Notes

Test for short:






# C5 - Thursday, 3 February

09:00-12:30

→ rapid antigen-test

Working on project (offline)

- Students start filming for their videos based on their scripts/storyboard

13:30-16:00 Working on the project (offline)

Students finish and edit their videos

16:00-17:00 Teacher's Reflexion of the day



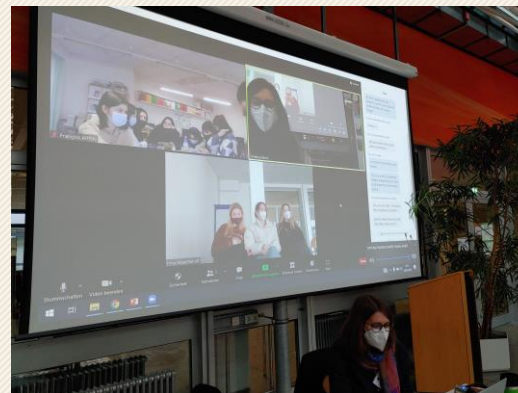


# C5 - Friday, 4 February

9:00 rapid antigen-test

9:15-11:15 Presentation of videos/products (+Zoom)

- students present their different videos
- reflexion on different forms of film: What is good about so many formats? etc.





# C5 - Friday, 4 February 2022

11:30-12:30 Evaluation and feedback of mobility (+Zoom)

- open feedback round
- digital evaluation (questionnaire)

12:30-15:00 LUNCH BREAK + FREE TIME in town?

- parallel: *teachers only* – reflexion of day

15:00 Visit of the Residence Castle in Ludwigsburg (for those at home:

[YouTube video about the castle](#))

17:00 Farewell





# Press Freedom Day, 3 May 2022: Online Panel discussion on freedom of the press in Russia since the beginning of the war in Ukraine

The online talk was presented by the German Federal Stasi Archives, the non-governmental organization „reporters without borders“ among others.

## Speakers:

1. Dmitry Vachedin: from the Ukrainian online newspaper „Meduza“
2. Ingo Petz: Journalist from the internet platform „Dekoder“
3. Alona Shestopalova, Core – Centre for OSZE-research
4. Ulrike Gruska from Reporters without borders
5. Anna litvinenko: from the University of Berlin (FU Berlin)

Students were able to follow the online discussion with the following link:  
[https://www.youtube.com/watch?v=1CRydzYG\\_sY](https://www.youtube.com/watch?v=1CRydzYG_sY)

and were asked to fill out a questionnaire which was then discussed in class.







# Bulgarian Mobility C6+C7 (30.5.-2.6.2022)

**C6: Teacher training: How to teach media literacy in secondary schools and the final conference**

**C7: Student exchange: How to develop and deliver a TED talk and the final conference**



Fake news among teenagers – towards a more responsible media literacy




Erasmus+



# C6 + C7 Bulgarian mobility 30.5.-02.6.22


C6 teacher training and C7 student exchange:

- Team building activities
- Students presented themselves with videos, held presentations on their hometowns and one fake news
- Workshop on „how to deliver a TED talk“
- Lecture on internet safety
- Workshop „Education that can combat disinformation“
- Art-based Approach Workshop to increase students' self-awareness about social media platforms
- The final conference





# C6 + C7 Bulgarian mobility – Some impressions





# C6 + C7 Bulgarian mobility – Some impressions





# C6 + C7 Bulgarian mobility – German involvement

German students held a presentation...

- on media literacy from a student's perspective
- on media literacy teaching in Germany





# C6 + C7 Bulgarian mobility – German involvement

- Vanessa Bentz held a presentation on a structured unit on how to teach media literacy in several lessons in class and presented material of the lessons.
- Vanessa Bentz, Mareike Michelsburg and Nicolai Winter submitted teaching materials on media literacy.
- Mareike Michelsburg held a presentation on the German participation in the project and showed the video of the German mobility C5.





# C6 + C7 Bulgaria mobility – Cultural program

## Workshop about Bulgarian Traditions with optional horse riding



## Visit to a bear sanctuary





# C6 + C7 Bulgaria mobility – Cultural program

## Trip to Bansko



## Trip to Plovdiv





# Visualization of Students' Ted Talks 11.07.22

On the basis of C7 workshop on how to deliver TED Talks, the German students **created their own TED talks** and held them in school.

